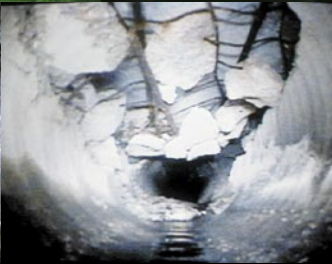


ROVVER® 900


The ultimate solution for large-diameter pipe inspections.



Service Water Line
– Baseline Inspection



Concrete Pipe – Collapse



Lining Evaluation



Crawler with pan-and-tilt camera and auxiliary lights on top

APPLICATIONS

- Air ducts and electrical conduits
- Lube oil and steam lines
- Steam headers
- Small pressure vessels and tanks
- Loose-parts retrieval

When you need an adjustable viewing height range and the power to inspect through rough terrain, the ROVVER 900 system is the inspection crawler to use. For optimum large-diameter, 225 to 1500 mm (9 to 60 in.), pipe inspection, the ROVVER 900 system's pendant-controlled lift platform adjusts the camera height from 150 to 300 mm (6 to 12 in.). The camera can stay centered in the pipe for optimum magnification and undistorted inspection in any viewing direction. This all-wheel-drive rugged crawler is high-powered to move easily over debris and around multiple elbows. The remotely-operated clutch can release the wheels, which allows the operator to pull the crawler back free-wheeling.

The ROVVER 900 carries pan-and-tilt or forward viewing color video cameras as well as retrieval, sensing or sampling equipment to distances up to 200 m (660 ft.). It is ideally suited for many applications due to its modular design and its ability to inspect inside pipes with diameters larger than 225 mm (9 in.). The ROVVER system's remote pendant enables the operator to raise and lower the camera, control focus and lighting, engage the clutch and steer the crawler when obstacles such as debris or offsets are present.

Features/Benefits

- Adjustable platform lifts camera above liquids/debris and provides a view from the center of the pipe
- High-powered steerable crawler to move easily over and around debris and offsets
- Height-flexibility for more detailed inspections
- Quick disconnect allows for easy use, low maintenance and time savings
- Hand-held pendant for user-friendly control of lift platform, clutch, lighting, focus, direction and speed
- Rack-mount control unit can integrate into operator's existing vehicle
- Waterproof for humid, damp and underwater environments
- Compatible with ROVVER 400 and ROVVER 600 crawlers, cameras and cables

The ROVVER 200, ROVVER 400 and ROVVER 600 crawlers are also available for applications requiring various diameters. See our website for more information.



9500-9000 Retrieval Tool Kit

Durable kit that houses a variety of retrieval tools and accessories

Everest-VIT
INC.
COMPLETELY FOCUSED ON REMOTE IMAGING.™

Specifications – ROVER 900

Crawler

Length: 488 mm (19.2 in.) with axial camera
582 mm (22.9 in.) with pan-and tilt camera

Width: 200 mm (7.9 in.) **Height:** 150 mm (5.9 in.) **Weight:** 25 kg (55 lbs.)

Material: Nickel plated brass, stainless steel, aluminum

Drive: 2 x 40 W DC motor, 6-wheel drive, steerable

Sonde: 33 kHz or 512 Hz

Depth Rating: 1 bar (14.7 psi.) – Equivalent to water depth of 10 m (33 ft.)

Inclination Sensor: +/- 10 %

Wheel Sets: Ø 110 mm (4.3 in.) wheels (6) for 225 mm or 9 in. pipe
Ø 135 mm (5.3 in.) wheels (4) for 300 mm or 12 in. pipe
Ø 220 mm (8.7 in.) extended wheels (4) for 400 mm or 16 in. pipe

Rating: IP68

Camera

Type: 1/2 in. color CCD camera

Resolution: 380,000 pixels, 360 HTV lines of resolution

Lens: 4 mm (0.16 in.), f1.2, remote focus

Lens FOV: 68° x 90° x 100° (V x H x D)

Focus: 6 mm (0.25 in.) to infinity (remotely adjustable)

Dimensions: Axial - ø 48 mm (1.9 in.) x 78 mm (3.1 in.)
Pan (175°)-and-tilt (135°) – ø 88 mm (3.5 in.) x 192 mm (7.6 in.)

Camera Lift: Remote-operated for 225 mm (9 in.) to 800 mm (28 in.) pipe

Rating: IP68

Control Unit

Size: 420 mm (16.5 in.) D x 343 mm (13.5 in.) W x 292 mm (11.5 in.) H

Pendant Control: Left/right steering, crawler speed, light intensity, modular slide-in cards for upgrades/accessories

Power: 110/230 VAC, 50/60 Hz CE

Output: NTSC composite (EIA-170A) video (PAL available)
19 inch rack mounted controller is available

Weight: 18.2 kg (40.5 lbs.)

Lights

Camera: 10 W, 16 x 0.6 W, halogen

Tractor: 40 W, 4 x 10 W, halogen

Auxiliary: 40 W, 2 x 20 W, halogen, dichroic reflector

Maximum: 90 W

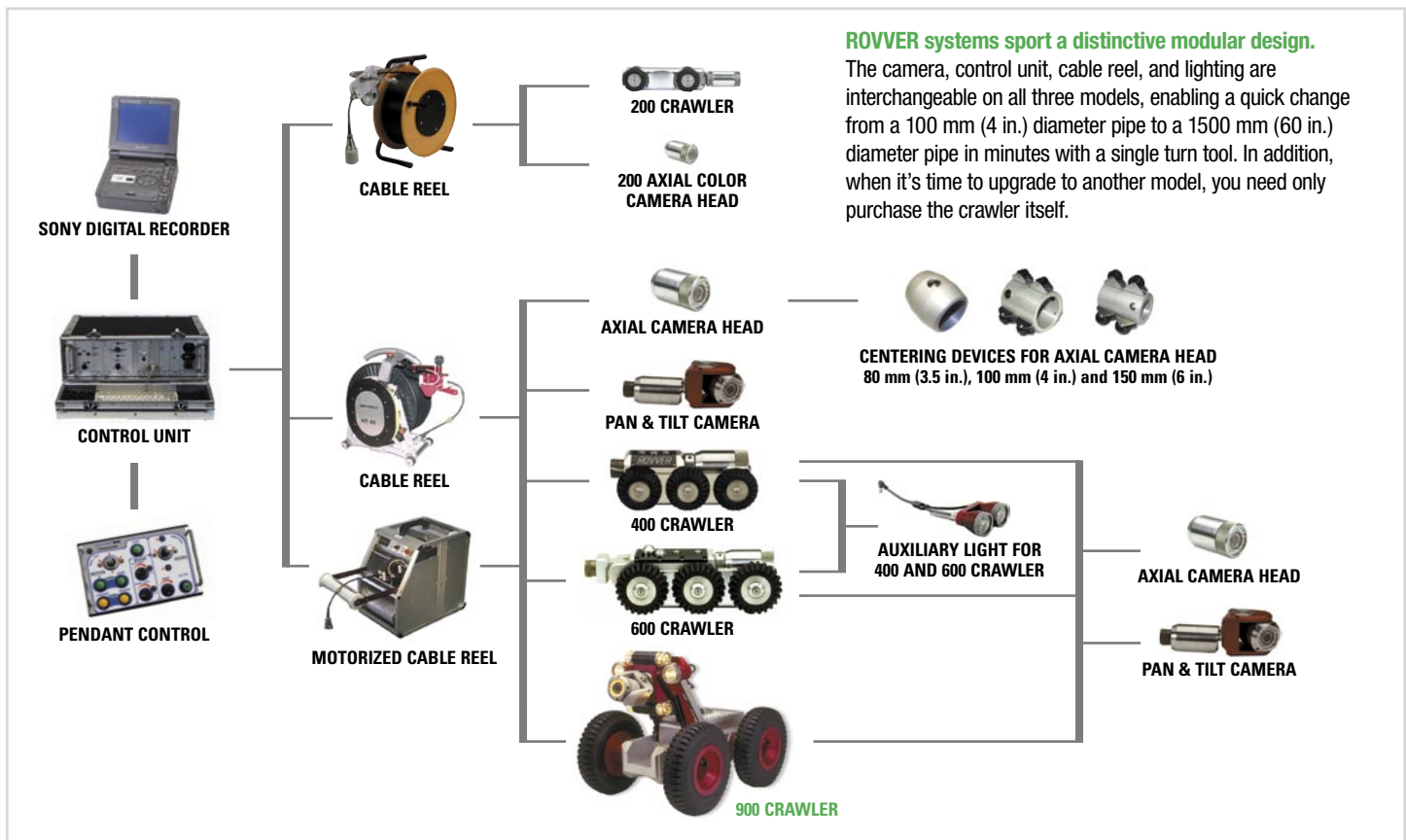
Cable Drum

Cable: 7 mm (0.28 in.) diameter
Multi-conductor with 227 kg (500 lbs.) Kevlar® strength member and polyethylene outer jacket
Available up to 200 m (660 ft.)

Length: Slip-ring cable drum with various cable length

Drum: *Optional* - automatic motorized cable reel with level wind feature
Approximately 23 kg (50 lbs.) – model, cable length dependant

Weight: IP64



ABOUT EVEREST VIT

Everest VIT is the industry leader in the development of Remote Visual Inspection (RVI) equipment, sales, on-site service, rentals and training. RVI provides viewing capabilities from a remote location, enabling companies around the world to inspect machinery, facilities and infrastructure in the safest, quickest and most cost-effective manner possible. Everest VIT's innovative products have been used to streamline the inspection process in all industries where safety, security and accuracy are of paramount concern, such as aviation, power generation, processing, manufacturing, law enforcement and infrastructure.

www.everestvit.com

To schedule a product demonstration or to find out more:

Equipment Sales: 888-332-EVIT (3848)

Rentals & Inspection Services: 800-979-24X7 (2497)

Direct: 973-448-0077 • Fax: 973-448-0044 • Locations around the world

