



www.geinspectiontechnologies.com

Standards Compliance

Every Measurement System is supplied with a Certificate of Compliance that indicates that the probe was manufactured and tested to measurement standards traceable to NIST (National Institute of Standards and Technology). Further, every Measurement System is supplied with a measurement verification block that contains test targets which are NIST traceable.



GEIT-65045EN (01/12)

GE
Measurement & Control

XL Go+™ VideoProbe®

Inspection Technologies



XL Go+ delivers increased probability of detection with new XpertSuite™

Feel more confident about your assets and the decisions you need to make



See more easily

XL Go+™ VideoProbe® is one of the most portable and versatile video borescopes on the market today and with new XpertSuite™ features like enhanced steering responsiveness, improved probe light output, a sunlight readable LCD and external monitor, XL Go+ provides you with the best possible quality of defect information.

Make better decisions through better defect detection.

See the Difference

See how the XpertSuite features improve probability of detection. **To watch**, snap a photo of the icon or go to

<http://bit.ly/xEvbF8>



Technical Specifications

Tip Optics

Tip View (DOV)	Tip Color	Field of View (FOV)*	Depth of Field (DOF)	3.9 mm Optical Tip Part #	5.0 mm Optical Tip Part #	6.1 mm Optical Tip Part #	6.2 mm Optical Tip Part #	8.4 mm Optical Tip Part #
Standard Tips								
FORWARD	NONE ☒	80°	6-80 mm (0.24-3.15 in)	PXT480FG				
FORWARD	ORANGE ●	90°	3-40 mm (0.12-1.57 in)	PXT490FN				
FORWARD	NONE ☒	50°	50 mm (1.97 in)-infinity		PXT550FF	XLG3T6150FF		
FORWARD	WHITE ○	50°	12-200 mm (0.47-7.87 in)		PXT550FG	XLG3T6150FG		
FORWARD	ORANGE ●	80°	3-20 mm (0.12-0.79 in)		PXT580FN	XLG3T6180FN		
FORWARD	YELLOW ●	90°	20 mm (0.79 in)-infinity			XLG3T6190FF		
FORWARD	BLACK ●	120°	5-120 mm (0.20-4.72 in)			XLG3T61120FG		
FORWARD	BLACK ●	100°	5-120 mm (0.20-4.72 in)		PXT5100FG			
FORWARD	PURPLE ●	50°	12-80 mm (0.47-3.15 in)			XLG3T6150FB		
OBLIQUE								
FORWARD	NONE ☒	40°	100 mm (3.94 in)-infinity				PXT6240FF	
FORWARD	YELLOW ●	120°	25 mm (0.98 in)-infinity				PXT62120FF	
FORWARD	BLACK ●	120°	4-190 mm (0.16-7.48 in.)				PXT62120FN	
FORWARD	BLACK ●	120°	5-200 mm (0.20-7.87 in.)					XLG3T84120FN
FORWARD	NONE ☒	40°	250 mm (9.84 in)-infinity					XLG3T8440FF**
FORWARD	WHITE ○	40°	80 - 500 mm (3.15 - 19.68 in)					XLG3T8440FG
FORWARD	YELLOW ●	80°	25-500 mm (0.98-19.68 in)					XLG3T8480FG
SIDE	BROWN ●	80°	4-80 mm (0.16-3.15 in)	PXT480SG				
SIDE	RED ●	90°	2-16 mm (0.08-0.63 in)	PXT490SN				
SIDE	BROWN ●	50°	45 mm (1.77 in.)-infinity			XLG3T6150SF		
SIDE	GREEN ●	50°	9-160 mm (0.35-6.30 in)		PXT550SG	XLG3T6150SG		
SIDE	BLUE ●	120°	4-100 mm (0.16-3.94 in)			XLG3T61120SG		
SIDE	BLUE ●	100°	4-100 mm (0.16-3.94 in)		PXT5100SG			
SIDE	RED ●	80°	1-20 mm (0.04-0.79 in)		PXT580SN	XLG3T6180SN		
SIDE	GREEN ●	80°	18 mm (0.71 in) - infinity				PXT6280SF	
SIDE	BLUE ●	80°	5 mm (0.20 in) - infinity				PXT62120SN	
SIDE	BROWN ●	40°	250 mm (9.84 in)-infinity					XLG3T8440SF**
SIDE	GREEN ●	80°	25-500 mm (0.98-19.68 in)					XLG3T8480SG
SIDE	BLUE ●	120°	4-200 mm (0.16-7.87 in)					XLG3T84120SN
ShadowProbe® Measurement Tips								
FORWARD	WHITE ○	50°	12-30 mm (0.47-1.18 in)			XLG3TM6150FG		
SIDE	BLUE ●	50°	7-24 mm (0.28-0.94 in)			XLG3TM6150SG		
StereoProbe® Measurement Tips								
FORWARD	BLACK ●	50°/50°	5-45 mm (0.20-1.77 in)	PXTM45050FG				
FORWARD	BLACK ●	60°/60°	4-80 mm (0.16-3.15 in)		PXTM56060FG	XLG3TM616060FG	PXTM626060FG	
FORWARD	BLACK ●	60°/60°	4-50 mm (0.16-1.97 in)					XLG3TM846060FG
SIDE	BLUE ●	50°/50°	4-45 mm (0.16-1.77 in)	PXTM45050SG				
SIDE	BLUE ●	45°/45°	2-50 mm (0.08-1.97 in.)		PXTM54545SG			
SIDE	BLUE ●	50°/50°	2-50 mm (0.08-1.97 in)			XLG3TM615050SG		
SIDE	BLUE ●	60°/60°	4-80 mm (0.16-3.15 in)				PXTM626060SG	
SIDE	BLUE ●	60°/60°	4-50 mm (0.16-1.97 in)					XLG3TM846060SG

*FOV is specified diagonally.

**Indicates tips with maximum brightness.

Technical Specifications

System

Case Dimensions:	48.8 x 38.6 x 18.5 cm (19.2 x 15.2 x 7.3 in)
System Weight:	
In Case:	6.5 kg (14.3 lb)
Without Case:	1.73 kg (3.8 lb)
Power:	7.2V, 5100 mAh or 10,200 mAh Battery Pack AC: 90-264 VAC, 47-63 Hz, <1.2Arms @ 90 VAC DC: 10.2V +5%/-3%, 4.9 A
Construction:	Polycarbonate housings with integrated Versalon™(JP) bumpers
Dimensions:	9.53 x 13.34 x 34.29 cm (3.75 x 5.25 x 13.50 in)
LCD Monitor:	Integrated transreflective 9.40 cm (3.70 in) active matrix VGA color LCD with XpertBright, 640 x 480 resolution 360° All-Way® tip articulation with XpertSteer, bump gesture, menu access and navigation
Joystick Control:	Access user functions, measurement and digital functions
Button Set:	Integrated 2.5 mm headset/microphone jack
Audio:	4 GB flash memory
Internal Memory:	Two USB® 2.0 ports
Data I/O Ports:	VGA Video Out
Brightness Control:	Auto and Variable
Illumination Type:	White LED
Long Exposure:	Up to 12 seconds via auto and manual mode
White Balance:	Factory default or user defined
XpertVision (optional external monitor):	
Weight:	1.12 kg (2.46 lb) with battery
LCD:	16.25 cm (6.4 in) diagonal active matrix VGA color LCD with XpertBright
Resolution:	640 x 480 pixels
Sunlight Readable:	1100 Cd/Msqared
Mounting:	75 x 75 mm (1/4-20) and vesa mount
Battery Run Time:	2 hours

Standards Compliance and Classifications

MIL-STD-810G:	United States Department of Defense Environment Tests Sections 506.4, 507.4, 509.4, 510.4, 511.4, 514.5, 516.5, 521.2
MIL-STD-461F:	United States Department of Defense Electromagnetic Interference RS103 and RE102 (Navy above deck)
Standards Compliance:	Group 1, Class A: EN61326-1 UL, IEC, EN CSA-C22.2:61010-1 UN/DOT T1-T8

Camera

5.0 mm (0.197), 6.1 mm (0.242 in) and 8.4 mm (0.331 in) Diameter Probes	
Image Sensor:	1/6 inch Color SUPER HAD™ CCD camera
Pixel Count:	440,000 pixels
Housing:	Titanium
3.9 mm (0.154 in) and 6.2 mm (0.244 in) Diameter Probes	
Image Sensor:	1/10 inch Color SUPER HAD™ CCD camera
Pixel Count:	290,000 pixels
Housing:	Titanium

CAMERA DIAMETER	INSERTION TUBE WORKING LENGTH					
3.9 mm (0.154 in)	2.0 m (6.6 ft)	3.0 m (9.8 ft)				
5.0 mm (0.197 in)	2.0 m (6.6 ft)	3.0 m (9.8 ft)				
6.1 mm (0.242 in)	2.0 m (6.6 ft)	3.0 m (9.8 ft)	4.5 m (14.8 ft)	6.0 m (19.7 ft)	8.0 m (26.2 ft)	
6.2 mm (0.244 in)		3.2 m (10.5 ft)				
8.4 mm (0.331 in.)	2.0 m (6.6 ft)	3.0 m (9.8 ft)	4.5 m (14.8 ft)	6.0 m (19.7 ft)	8.0 m (26.2 ft)	9.6 m (31.5 ft)

Operating Environment

Tip Operating Temp:	-25°C to 100°C (-13°F to 212°F) Reduced articulation below 0°C (32°F)
System Operating Temp:	-20°C to 46°C (-4°F to 115°F)
Storage Temperature:	-25°C to 60°C (-13°F to 140°F)
Relative Humidity:	95% maximum, non-condensing
Waterproof:	Insertion tube and tip to 14.7 psi (1 bar, 10.2 m of H ₂ O, 33.5 ft of H ₂ O)
Ingress Protection:	IP55

Software

Operating System:	Real-time, multi-tasking operating system
User Interface:	Simple drop-down, menu-driven operation Menu navigation using articulation joystick Embedded file manager software supporting: File and Folder creation, naming, deleting Store to internal flash (C:\) or USB ThumbDrive® Copy between USB and C:\ PC compatible (.AAC) file format
File Manager:	Invert, Zoom (5X digital) Image Capture and Recall Continuous (5.0X) Bitmap (.BMP), JPEG (.JPG) MPEG 4
Audio Data:	Built-in full screen text overlay generator
Image Control:	User placement of arrows "Steer & Stay" articulation lock/fine articulation Tip "Home" return to neutral forward-tip orientation User-selectable fine or coarse control XpertSteer probe articulation offers quick steering responsiveness for tight probe control - bump steering enables slight adjustments to probe position
Digital Zoom:	Field updateable via USB ThumbDrive
Image Formats:	English, Spanish, French, German, Italian, Russian, Japanese, Korean, Portuguese, Chinese, Polish
Video Format:	
Text Annotation:	
Graphic Annotation:	
Articulation Control:	
Software Updates:	
Languages:	

Tip Articulation

Insertion Tube Length	Straight Tube
2.0 m, 3.0 m, 3.2 m, 4.5 m	Up/Down – 160° min, Left/Right – 160° min
6.0 m, 8.0 m, 9.6 m	Up/Down – 150° min, Left/Right – 150° min

Note: Typical articulation exceeds minimum specifications

Redefine Portability

Whether you're climbing a 100 meter tower to inspect a wind turbine gearbox, crawling atop a refinery heat exchanger or creeping under a turbofan jet engine on a test stand, a portable video borescope is essential.

The XL Go+ VideoProbe system combines portability with performance—delivering sharp, clear digital images on a system designed to meet inspection needs across a wide range of industry applications.

XL Go+ combines cordless operation with a host of features found in systems three times as large. Unlike other video bore-scopes, the XL Go+ has no bulky base unit, no backpacks, no tethered scopes or power cords to get in the way—ensuring unlimited inspection access and unprecedented ease of use.



XL Go+ in wind turbine nacelle



XL Go+ in gas turbine


System and Accessories

Standard Accessories

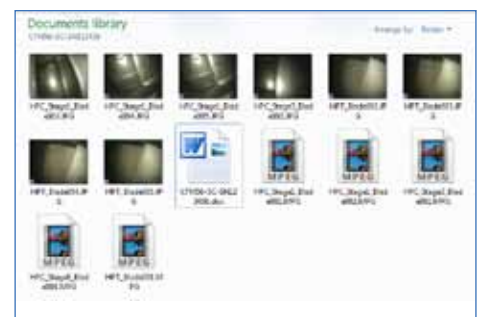
- A: Operating Manual
- B: Optical Tip Case
- C: 8GB ThumbDrive®
- D: AC Battery Charger
- E: XL Go+ System with two-hour battery
- F: Standard Shipping/Storage Case

Optional Accessories

- G: XpertVision External Monitor
- H: Tube Gripper & Rigidizer
- I: Mini Magic Mount Kit
- J: Four-Hour Battery



Mini Magic Mount Kit Empty and Mounted



Menu Directed Inspection Software



Tube Gripper



Two- and Four-Hour Battery



Rigidizers and Grippers

Powerful Software Technology

Advanced User Interface

Intuitive drop-down menus combined with on-screen cues make XL Go+ simple to operate and powerful enough to offer text, audio and graphic annotation.

File Manager

XL Go+ uses a convenient method for recalling files, creating folders, copying and viewing thumbnail images. Save images directly to USB® ThumbDrive® and transfer files from the system to USB drives.



File management system with a thumbnail-based image and video recall system

Patented Menu Directed Inspection (MDI)

MDI is the first software tool to standardize the inspection process in the NDT industry. This optional patented software helps guide inspectors through the inspection process and intelligently names saved images and videos, and auto-generates reports—saving time, improving quality and increasing productivity.

Tip Map

XL Go+ has a Tip Map that aids inspectors in guiding the tip. A grid shows the tip direction and helps inspectors maintain orientation or better navigation.

Measurement


The XL Go+ is the only video borescope to offer ShadowProbe®, StereoProbe® and Comparison measurement capabilities. Inverse + and Zoom features allow precise cursor placement.

Supported Measurement Features

Feature	ShadowProbe®	StereoProbe®	Comparison
Length/Distance	■	■	■
Depth	■	■	■
Point to Line	■	■	■
Skew	■		
Area	■	■	■
Multi-Segment Length	■	■	■
Circle Gauge	■		■
3x Zoom Windows	■	■	■
Five Measurements per Image	■	■	■



ShadowProbe measurement



StereoProbe measurement

Redefine Image Quality

The ultra-compact XL Go+ VideoProbe system doesn't sacrifice image quality for the sake of portability. Its white LED and crystal-clear active matrix VGA LCD give inspectors the sharp, detailed images needed to ensure accurate detection and analysis, even in applications with poor lighting conditions. The XpertBright™ LCD has enhanced image quality for better readability in sunny or snowy outdoor environments and harsh indoor lighting. An intuitive user interface makes it easy to save still images or record motion video to the internal flash memory or removable USB® ThumbDrive®.



XL Go+'s Versatile Features

- **XpertSuite**—enhances the probability of detecting and identifying flaws using precise steering, superior visibility and easier viewing.
- **LED technology**—produces more light output than most other LED video borescope, uses less power and runs cooler than traditional illumination systems.
- **VGA LCD**—matches display to CCD imager performance for outstanding image quality.
- **Still images and motion video**—captures non-compressed BMPs, compressed JPGs or MPEG video.
- **Optical tip adapters**—offers numerous Field-of-View, Depth-of-Field and Direction-of-View options for enhanced versatility in multiple applications, and are more reliable than LED lenses.



XL Go+ with XpertVision™ External Monitor





XpertSuite™ Improves Probability of Detection

XL Go+ has a host of new features designed to help increase the probability of detection. XpertSuite complements the Go's superior image quality to provide enhanced performance to assist in locating and measuring defects.

XpertVision™ External Monitor


An optional battery-operated monitor supplements the XL Go+ system. The monitor easily connects to the Go and provides additional viewing by a second inspector or remote observation.



XpertVision External Monitor

XpertBright™ Readable LCDs

Both the XL Go+ and the XpertVision LCDs are designed for maximum readability in strong outdoor lighting, harsh factory lighting or snowy environments. XpertBright enables optimum viewing while enhancing image quality.



XpertSteer™ Probe Articulation

Coupled with Servomotor All-Way® articulation, XpertSteer offers quick, responsive steering. When you stop steering the probe stops moving - no more overshooting. A bump steering feature enables tight probe control. A small "bump" of the joystick moves the probe at a small increment for better defect visibility.

XpertLight™ Probe Illumination

Increased probe light output improves the image quality and the likelihood of a thorough inspection. The increase in light output also improves performance in larger area applications.

Temperature Warning System

A sensor integrated into the camera head monitors temperature and provides three levels of on-screen indication to prevent damage from high-temperature environments.

Probe Operating Temperature up to 100°C (212°F)

The probe can gain faster access in higher-temperature applications where cooling time is needed (e.g., aircraft engines).

Data Storage Options

Save still images and MPEG motion video to internal flash memory or choose between two external USB® ThumbDrive® bays.



Redefine Ruggedness

The XL Go+ VideoProbe system is constructed to withstand the rigors of the industrial workplace. Shock absorbing materials and seals are strategically incorporated to resist impact damage and to prevent dust and water intrusion.

To ensure top performance in a wide range of environmental conditions, XL Go+ has been subjected to a battery of performance tests.

Performance Tests

- **MIL-STD-810G¹**
 - Test Method 506.4 Rain and Blowing Rain
 - Test Method 507.4 Humidity
 - Test Method 509.4 Salt Fog
 - Test Method 510.4 Sand and Dust
 - Test Method 511.4 Explosive Atmosphere
 - Test Method 514.5 Vibration
 - Test Method 516.5 Shock
 - Test Method 521.2 Icing/Freezing Rain
- **MIL-STD-461F² (Above Deck)**
 - Test Method RE102 Radiated Emissions
 - Test Method RS103 Radiated Susceptibility

Note: All tests were performed on a fully functioning system, including monitors.



See Testing

See how XL Go+ performs during testing. To watch, snap a photo of the icon or go to <http://bit.ly/wkSIFK>



Titanium camera head is eight times stronger than previous generation video borescopes

Laser-welded bending neck seam

Double-threaded tips

Double tungsten braid insertion tube

Note: 6.1 mm \varnothing probe shown at 2:1 scale

¹ United States Department of Defense - Test Method Standard for Environmental Engineering considerations and laboratory tests

² United States Department of Defense Interface Standard - Requirements for the Control of Electromagnetic Interference Characteristics of Subsystems and Equipment



Torsional Strain Relief

provides insertion tube rotation independent of hand-set

XpertBright Readable LCD

provides maximum readability in harsh lighting environments for enhanced image quality

A

B

C

D

Soft Keys

adapts to menu state

Soft Keys

adapts to menu state

A: Second USB® Port
allows use of additional
memory devices

B: Headphone Jack
allows recording and listening
to audio annotation

C: VGA Video Out Port
displays XL Go+ video on XpertVision
monitor or other external devices

D: Covered USB Port
protects memory device

XpertSteer Probe Articulation
offers quick steering responsiveness for tight
probe control - bump steering enables slight
adjustments to probe position

High Strength Housing
uses impact-resistant materials
for system durability

Colored Housing
provides high visibility

Shock Absorbing Materials
protects system from impact damage

Li-Ion Battery
provides two hours of operation
(four-hour battery optional)



Shown Actual Size